



2017

2018 03

) (

2017

10

0.32

963,431,273

0

.....	2
.....	6
.....	11
.....	13
.....	29
.....	78
.....	86
.....	87
.....	98
.....	105
.....	106
.....	215

			000555
	Digital China Information Service Company Ltd.		
	DCITS		
	8	2	11B1
	518057		
	10	18	
	100094		
	www.dcits.com		
	dcits-ir@dcits.com		

	10 18	10 18
	010-61853676	010-61853676
	010-62694810	010-62694810
	dcits-ir@dcits.com	dcits-ir@dcits.com

	http://www.cninfo.com.cn
	10 18

	91440300726198124D
	1
	2 2001 2 16 TEC5200 ()
	3 2001 4 27 TEC5200 ()
	4 2001 5 28 TEC5200 ()
	5 2007 7 16 TEC5200 ()
	6 2010 7 19 TEC5200
	7 2014 2 26
	1 32,412,428 43.57%
	2 2000 9 11
	3 2000 9 7 19,897,057
	24.32%
	4 2004 11 9 2010 2 8
	5 2013 12 30 194,770,055
	45.17%
	6 2014 12 25

			20,520,227		431,214,014
		451,734,241			43.12%
7	2015	1	13		
			7,171,717		458,905,958
				42.44%	
8	2015	9	16	2015	
	2015	9	22	2015	
			458,905,958	917,811,916	
			42.44%		
9	2016	12	29		
			45,619,357		917,811,916
			963,431,273		40.43%

			8	A 9

			33	2016 11 22 2017
	B	15		12 31

	2017	2016		2015
	8,187,056,661.83	8,014,312,755.85	2.16%	6,712,855,773.20
	302,642,281.64	241,990,602.43	25.06%	350,620,327.31
	264,158,874.34	243,283,505.71	8.58%	326,443,876.20
	343,643,405.55	564,212,435.87	-39.09%	78,386,638.78
/	0.3141	0.2637	19.11%	0.3820

/	0.3141	0.2637	19.11%	0.3820
	6.38%	7.23%	-0.85%	11.34%
	2017	2016		2015
	10,719,793,873.77	9,498,234,489.39	12.86%	7,371,660,930.73
	4,889,829,863.30	4,601,658,325.77	6.26%	3,249,319,003.38

1

2

	1,611,345,761.88	2,073,235,400.24	1,771,851,868.67	2,730,623,631.04
	18,490,027.42	73,421,020.91	37,733,352.95	172,997,880.36
	14,550,372.25	65,915,521.69	33,530,858.23	150,162,122.17
	-559,223,021.40	-530,721,672.29	277,486,286.53	1,156,101,812.71

	2017	2016	2015	
	-1,718,086.22	-2,929,856.23	-7,428,287.96	
	34,638,549.07	24,847,190.83	25,987,319.34	

	9,767,753.57	2,283,976.79		
			3,524,517.48	
			6,756.52	
	3,265,678.06	-17,358,334.86	11,860,810.48	
			-5,315.78	
	4,430,037.65	3,250,919.54	3,498,230.43	
	3,040,449.53	4,884,960.27	6,271,118.54	
	38,483,407.30	-1,292,903.28	24,176,451.11	--

1

1

1

1

		17.24%
		1.36%
	0	1.15
		121.78%
	467.27	0
		34.59%
		45.73%
		39.17%

2

IT

1

IT

2017

"IT+"

2

"2017

" "2017

"

--ITSS

"2017

"

2017

"

"

Fintech

Sm@rtGalaxy

"2017 IDC

TOP25 "

3

" "+"

Fintech

4

2.40 53.11%

1 26.21 16.31% 25.01% 2.10

2 2.40 16.39% 53.11% 4.08

3 8.92 2.44% 37.52% 3.35

4 3.11 20.54% 44.12%
1.46

5 41.23 1.09% 10.84% 1.10

1

2

1

	2017		2016		
	8,187,056,661.83	100%	8,014,312,755.85	100%	2.16%

	8,187,056,661.83	100.00%	8,014,312,755.85	100.00%	2.16%
	2,620,891,421.99	32.01%	2,253,395,754.72	28.12%	16.31%
	239,955,432.51	2.93%	286,994,457.32	3.58%	-16.39%
	891,520,258.83	10.89%	913,836,017.08	11.40%	-2.44%
	311,143,389.64	3.80%	391,587,011.70	4.89%	-20.54%
	4,122,995,514.71	50.36%	4,168,499,515.03	52.01%	-1.09%
	550,644.15	0.01%			
	8,174,885,472.51	99.85%	7,947,580,021.85	99.17%	2.86%
	12,171,189.32	0.15%	66,732,734.00	0.83%	-81.76%

2

10%

	8,187,056,661.83	6,484,785,957.30	20.79%	2.16%	0.56%	1.26%
	2,620,891,421.99	1,965,464,348.30	25.01%	16.31%	13.14%	2.10%
	891,520,258.83	557,006,394.54	37.52%	-2.44%	-7.40%	3.35%
	4,122,995,514.71	3,675,930,749.68	10.84%	-1.09%	-2.30%	1.10%
	8,174,885,472.51	6,474,786,437.50	20.80%	2.86%	1.20%	1.30%

1

3

4

1
2015 12

2
2016 12

3
2016 12

4
2017 12

5

		2017		2016		
		6,484,785,957.30	100.00%	6,448,551,352.56	100.00%	0.56%

	2017	2016	

6

29

100%

7

8

	1,564,658,064.36
	19.11%
	0.00%

5

1		365,663,879.07	4.47%
2		322,013,090.35	3.93%
3		311,440,755.04	3.80%
4		288,889,146.23	3.53%
5		276,651,193.67	3.38%
	--	1,564,658,064.36	19.11%

2		313,166,753.59	5.10%
3		232,952,183.65	3.80%
4		204,305,564.02	3.33%
5		191,341,891.74	3.12%
	--	1,951,298,102.95	31.80%

3

	2017	2016		
	528,853,776.92	525,853,638.07	0.57%	
	722,204,101.22	593,994,039.76	21.58%	
	56,752,708.82	64,919,357.78	-12.58%	

4

2017

+

48,633.13

5.94%

3,981.14

8.19%

2017

2017

5

	2017	2016	
	8,985,390,008.02	9,164,214,820.59	-1.95%
	8,641,746,602.47	8,600,002,384.72	0.49%
	343,643,405.55	564,212,435.87	-39.09%
	12,183,683,047.89	4,379,689,604.86	178.19%
	12,554,873,690.37	5,401,723,232.23	132.42%
	-371,190,642.48	-1,022,033,627.37	63.68%
	2,066,309,094.69	2,805,547,808.48	-26.35%
	2,003,208,017.26	2,497,582,398.36	-19.79%
	63,101,077.43	307,965,410.12	-79.51%
	33,441,220.43	-137,004,851.10	-124.41%

1	39.09%
2	63.68%
3	79.51%

	44,808,889.13	11.71%		
	81,077,965.44	21.20%		
	2,732,932.69	0.71%		
	-365,943.80	-0.10%		
	55,130,913.32	14.41%		

1

	2017	2016		

1

44,603,283.17	1,283,587,027.50	-96.53%

2

			780,000,000.00	100.00%	-	-		2017		0.00	0.00		2017 12 01	http://www.cninfo.com.cn
	--	--	780,000,000.00	--	--	--	--	--	--	0.00	0.00	--	--	--

2018 3 15

2018-028

3

4

1

2

5

1

2013		20,000		17,497.52				2,502.48		2,502.48	
2014		22,666.67		22,666.67		413.89	0.42%				
2016		56,100	14,148.09	56,100				0			
	--	98,766.67	14,148.09	96,264.19	0	413.89	0.42%	2,502.48	--	2,502.48	
		98,766.67		96,264.19				14,148.09			
1	2014	413.89									
2	2016		14,148.09						2017	1	11

2

		()	(1)		(2)	(3) (2)/(1)					
*1			13,830.42	13,830.42		14,240.6	102.97%				

	2017 9 19	2,643	12	2,643
	2018 3 16	2,643		
	*1			
	*2			

3

1

2

10%

			800,000,000.00	4,466,571,541.21	1,182,452,893.57	4,422,684,600.84	143,582,116.68	119,933,717.50
			51,907,000.00	1,004,345,516.25	77,219,237.18	1,392,162,073.44	43,898,056.19	37,528,297.78
			104,182,000.00	927,938,800.03	616,840,498.85	524,649,880.59	68,326,679.93	56,056,239.14
			102,340,000.00	697,460,436.48	393,380,277.62	665,529,079.32	87,018,802.47	79,894,023.29
			10,000,000.00	652,742,100.12	309,078,861.38	352,772,676.30	105,731,538.94	87,540,983.04

2018

1 2018

1 ICT

CT

ICT

2

2018

IT

2018 3 20

"IaaS+SaaS+FaaS"

3

2018

2018

4

Pipeline

1

2017

2

GB/T19001-2000 idt ISO9000 CMMI

ITIL PMBOK

3

1

2017	01	09	http://www.cninfo.com.cn/finalpage/2017-01-12/1203012026.PDF
2017	01	12	http://www.cninfo.com.cn/finalpage/2017-01-18/1203025413.PDF
2017	03	30	http://www.cninfo.com.cn/finalpage/2017-04-01/1203248637.PDF
2017	04	27	http://www.cninfo.com.cn/finalpage/2017-05-03/1203474556.PDF
2017	08	30	http://www.cninfo.com.cn/finalpage/2017-09-

1 2017 4 25 2016 <2016 >
 963,431,273 10 0.26 2017 5 15 2016
 2017 5 22 2017 5 23

2

3
 1 2017 963,431,273 10 0.32
 2017
 2 2016 963,431,273 10 0.26
 2017 5 23


2017	30,829,800.74	302,642,281.64	10.19%	0.00	0.00%
2016	25,049,213.09	241,990,602.43	10.35%	0.00	0.00%
2015	36,712,476.64	350,620,327.31	10.47%	0.00	0.00%

10					0
10					0.32
10					0
					963,431,273
					30,829,800.74
					134,681,033.03
					100%
		2017		41,040,277.01	
		10%		4,104,027.70	2016
	25,049,213.09			122,793,996.81	2017
	134,681,033.03				
2018	3	27		2017	963,431,273
	10		0.32 ()		2017

1

						<p>2015 12 31 XYZH/2016BJA10126 29 (2016) 128 2015 12 31 306,400.00</p> <p>2,753.44 2015 12 31 306,400.00 2,753.44 301,513.50 2015 12 31 2014 2015 2013</p>
				2013 12 30		

ATM



1

12

2015

			50%		22.5				
				1,319,157					
					2014	2015	2016		
			4,450.00	6,675.00	10,012.50				
			1		1				
			2						
				2					

2017

			5			2014	2015	2016
			2014 11 29					
				2014 12 25				

			2			
				2014 12 25		


			1					
			2					
						2014 12 25		
			1	2008	7			
					2	2014 12 25		
						2016 06 13	2019 12 28	

						2016 06 13	2017 12 28	757,395	2018 1 19
		2016	2017	2018				1 2016 5,760.00	6,158.45
		7,100.00	8,840.00		5,760.00	2016 06 13	2019 3 31	106.92% 2 2017 7,457.88	7,100.00
					1			105.04%	
					2				
					3	2016 06 13			
					4				

			5			
			1	2	3	4
					2016 06 13	

					2016 07 19			
			1	2	3	4	5	2016 06 13

		1	2	2014		
		4	3	()	2016 12 01	2017 12 28
			5			2018 1 19
			1	2	2016 06 13	



2

-	2017 01 01	2017 12 31	7,100	7,457.88		2016 05 25	http://www.cninfo.com.cn

2016 96.03% 2016 11 22 2017

105.04% 7,100.00 2017 7,457.88

1 2017 6 12 16 2017 1 1

2 2017 2017 30

2017

2017 5 10		16	
2017 1 1	2017 6 12	2017 1	55,130,913.32
2017 30			318,132,373.09
		0	
		255,125,697.22	0.00

100% 30

	142

142

2017

2017

35

()			()	()	()		
"	4,672		1 2014 5 22 2 2014 8 20 2014 17530 38,876,998 7,849,265.9 137,716 7	http://www.cninfo.com.cn 2014 5 27 2014 8 26 2014 " " 2014 8 29		2014 08 29	http://www.cninfo.com.cn 2014 5 27 2014 8 26 2014 " " 2014 8 29
	5,301.16						

						2,113.13	0.34%	3,500				2017 03 30	http://www.cninfo.com.cn
						2,015.49	0.33%	3,500				2017 03 30	http://www.cninfo.com.cn
				--	--	21,150.76	--	80,000	--	--	--	--	--
				2017				17,500		2,429.49			5,500
					1,427.28						3,500		2,113.13
					1,500		0					2,500	239.06
						46,000		12,926.31					
					3,500	2,015.49							

2

3

4

5

1

1

2

3

2

1

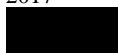
2017 09

28

	2016 12 30	9,000	2017 01 05	8,500		1		
	2017 09 28	3,000	2017 09 30			1		

	2017 04 26	5,000	2017 09 01	2,020		1		
	2017 04 26	14,000	2017 09 01	7,503		1		

2017



		521,260	0	0
		5,000	0	0
		185,000	0	0
		1,303,665	49,500	0

			10,000		2017 01 25	2017 03 26			4.13%	67.85	67.85					
			10,000		2017 01 24	2017 02 23			4.20%	34.52	34.52					
			10,000		2017 05 24	2017 05 31			3.31%	6.34	6.34					
			10,000		2017 06 27	2017 06 29			3.87%	2.12	2.12					
			10,000		2017 08 17	2017 11 17			4.95%	124.77	124.77					

					26	10											
			10,000		2017 10	2018 02 08			5.07%	125							
			10,000		2017 01	2017 12 07			2.97%	4.88	4.88						
			10,000		2017 01	2017 12 07			3.96%	6.51	6.51						
			10,000		2017 08	2017 12 11			4.11%	3.37	3.37						
			10,000		2017 12	2018 03 13			5.15%	128.4							
			10,000		2017 25	2017 12 26			3.19%	0.87	0.87						
			10,500		2017 29	2018 01 03			4.50%	6.47							
			15,000		2017 01	2017 03 20			4.50%	430.89	154.12						

			16,000		2017 12	01 23			3.98%	19.21	19.21								
			10,000		2017 13	01 23			3.45%	9.45	9.45								
			10,000		2017 03	03 30			3.65%	27.03	27.03								
			10,000		2017 04	07 30			4.08%	63.76	63.76								
			10,000		2016 22	06 22			5.50%	550.47	550.47								
			12,000		2017 28	03 29			5.98%	1.97	1.97								
			10,000		2017 28	03 29			6.07%	1.66	1.66								
			10,000		2017 30	03 27			4.90%	37.59	37.59								

10,000	2017	03	2017	03	7.34%	2.01	2.01
	29		30				

10,000	2017	12 2017	12			
	27	28		12.63%	3.46	3.46

4

			2016 03 18	6,104.46									2015 12 26	http //www.cninfo.com

2016 12
15 9,938.87

1

2017

41,329

+

2

1

2

2017

3

3

2015
2015 5 26 2015 2015 12 1 2015

2016 4 15
2016 9 13 2016 12 16 2016 2016

12 29 2016

2017 8 29 2017 9 27 2017

2015 2015 2017 8

30 9 28 <http://www.cninfo.com.cn>

2016 2016 5 24 2016 2016 6 13 2016

	2016 7 19		2016			
96.03%						
	2016 5 25	7 8	8 9			
				1,325,300	1,267,900	37,400
2.57%						
2016 11 3						
		2016 2517	2016 11 22			96.03%
	2016 12 29					
45,619,357		917,811,916	963,431,273			
100,905,900		98.60%				
2017 1 18						
		0.166113%	0.166113%	0.006645%		
98.94%		2017 1 19				http://www.cninfo.com.cn
2017 12 18						
		0.91753%	0.002345%	0.041528%		
99.90%						
	2015 12 14		2015	2016 1 6	2016	
						2016 9 9 arDÖÈ@

2017 11 30

2017

2017 12 28

2017

2017-015		B61, B62	2017/3/30	
2017-016		B62	2017/3/30	
2017-017		B62	2017/3/30	
2017-018		B62	2017/3/30	
2017-019		B62	2017/3/30	
2017-020		B62, B63	2017/3/30	
2017-021		B63	2017/3/30	
2017-022		B63	2017/3/30	
2017-023	2016	B63	2017/3/30	
2017-024		B63	2017/3/30	
2017-025		B63	2017/3/30	
2017-026	5%			

2017-050	5%	B56	2017/7/12
2017-051	5%	B56	2017/7/12
2017-052		B28	2017/7/15
2017-053		B24	2017/7/22
2017-054		B36	2017/7/29
2017-055		B36	2017/7/29
2017-056		B33	2017/8/1
2017-057		B29	2017/8/5
2017-058		B40	2017/8/12
2017-059		B45	2017/8/15
2017-060		B40	2017/8/19
2017-061		B45	2017/8/22
2017-062		B45	2017/8/22
2017-063		B88	2017/8/25
2017-064		B100	2017/8/26
2017-065		B44	2017/8/30
2017-066		B44	2017/8/30
2017-067	2017	B44	2017/8/29
2017-068	2015	B44	2017/8/30
2017-069		B44	2017/8/30
2017-070		B37	2017/8/30
2017-071	2017	B44	2017/8/30
2017-072		B44	2017/8/30
2017-073		B36	2017/9/6
2017-074	2017	B37	2017/9/12
2017-075		B37	2017/9/12
2017-076		B37	2017/9/12
2017-077	2017		

2017-078		B48	2017/9/13
2017-079	5%	B4	2017/9/18
2017-080	2017	B28	2017/9/20
2017-081		B28	2017/9/20
2017-082	2017	B28	2017/9/20
2017-083		B29	2017/9/20
2017-084		B53	2017/9/21
2017-085	2017	B45	2017/9/23
2017-086		B4	2017/9/23
2017-087		B29	2017/9/27
2017-088	2017	B29	2017/9/28
2017-089		B40	2017/9/29
2017-090		B40	2017/10/11
2017-091		B24	2017/10/13
2017-092		B33	2017/10/18
2017-093		B108	2017/10/20
2017-094		B12	2017/10/24
2017-095		B12	2017/10/25
2017-096		B57	2017/10/26
2017-097		B649	2017/10/27
2017-098	2017	B649	2017/10/27
2017-099		B649	2017/10/27
2017-100		B657	2017/10/27
2017-101		B80	2017/10/27
2017-102	5%	B28	2017/11/2
2017-103	5%	B28	2017/11/2
2017-104		B32	2017/11/3
2017-105		B53	2017/11/10

2017-106	5%	B53	2017/11/15
2017-107		B33	2017/11/17
2017-108		B56	2017/11/24
2017-109		B49	2017/11/24
2017-110		B48	2017/11/28
2017-111		B21	2017/11/30
2017-112	2017	B7	2017/12/1
2017-113		B7	2017/12/1
2017-114		B7	2017/12/1
2017-115		B7	2017/12/1
2017-116	2017	B7, B8	2017/12/1
2017-117	2017	B8	2017/12/1
2017-118		B8	2017/12/1
2017-119	2017	B8	2017/12/6
2017-120		B25	2017/12/6
2017-121	2017	B25, B26	2017/12/6
2017-122	2017	B26	2017/12/6
2017-123		B41	2017/12/8
2017-124		B113	2017/12/14
2017-125		B25	2017/12/15

2017-132		B20	2017/12/27	
2017-133		B97	2017/12/28	
2017-134	2017	B21	2017/12/29	

1

	705,358,111	73.21%	0	0	0	-631,425,530	-631,425,530	73,932,581	7.67%
1	0	0.00%	0	0	0	0	0	0	0.00%
2									

1	2017	1	24	2013	628,216,166	389,540,110
	119,021,176		18,716,834		5,608,662	52,956,504
	2017	1	20		www.cninfo.com.cn	2013
2	2017	10	17	2014	3,209,364	1,214,798
1,108,092	886,474			2017	10	13
	2014					www.cninfo.com.cn

2

	389,540,110	389,540,110	0	0	389,540,110	2017 1 24
	119,021,176	119,021,176	0	0	119,021,176	2017 1 24
	52,956,504	52,956,504	0	0		

	9,972,832	1,108,092	0	8,864,740	11,080,924	2016 4 25 1,108,092 2017 10 17 1,108,092 2018 3 31 8,864,740
	8,527,926	0	0	8,527,926	8,527,926	2019 12 28 8,527,926
	7,735,638	0	0	7,735,638	7,735,638	2019

	705,358,111	631,425,530	0	73,932,581	--	--
--	-------------	-------------	---	------------	----	----

1

2

(1)

	705,358,111	73.21%	-631,425,530	73,932,581	7.67%
	258,073,162	26.79%	631,425,530	889,498,692	92.33%
	963,431,273	100%	0	963,431,273	100%

2

	2017		2016	
		/		/
	7,587,076,164.88	70.78%	6,411,924,482.15	67.51%
	3,132,717,708.89	29.22%	3,086,310,007.24	32.49%
	10,719,793,873.77	100.00%	9,498,234,489.39	100.00%
	5,650,894,433.86	98.04%	4,758,754,778.84	98.71%
	113,197,202.51	1.96%	62,301,563.80	1.29%
	5,764,091,636.37	100.00%	4,821,056,342.64	100.00%
	4,955,702,237.40	46.23%	4,677,178,146.75	49.24%
	4,889,829,863.30	45.61%	4,601,658,325.77	48.45%

3

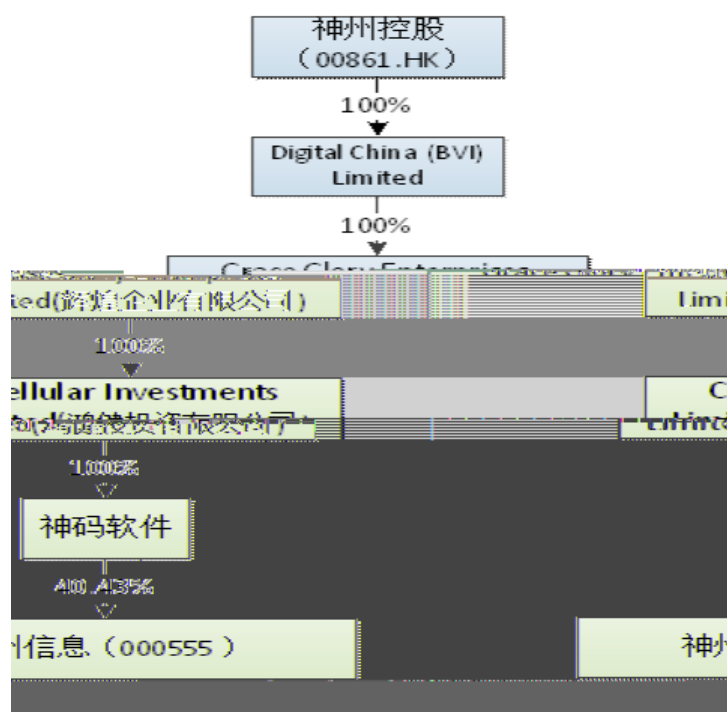
1

	59,911		57,806		0		0
		5%	10				

	87,866,423		87,866,423
	49,708,280		49,708,280
InfinityI-ChinaInvestments(Israel),L.P.	18,716,834		18,716,834
	3,320,100		3,320,100

10%

	/			
		2016 08 22	91440101MA59EFAJ00	
		1999 07 08	914401017163404737	
Dragon City International Investment				
	1	2017		
	2	Dragon City International Investment		



4 **10%**

	/			
		2011 05 18	32,951.97	

5

				55	2014 22	01	2019 05	01	0	0	0	0	0
				50	2014 22	01	2019 05	01	0	0	0	0	0
				47	2016 29	12	2019 05	01	0	0	0	0	0
				52	2014 22	01	2019 05	01					

				45	2017 28	03	2019 05	01	0	0	0	0	0
				47	2017 28	03	2019 05	01	0	0	0	0	0
				53	2016 29	03	2019 05	01	0	0	0	0	0
				45	2016 29	03	2019 05	01	0	0	0	0	0
				44	2016 29	03	2019 05	01	0	0	0		

			2017 03 28	
			2017 03 28	
			2017 03 28	
			2017 06 16	
			2017 07 31	
			2018 01 18	
			2018 01 18	
			2018 03 27	
			2018 03 27	
			2018 03 27	

55
 2011 4
 2012 7 2015 7
 2008 7
 50 1988
 2008 4 2011 3
 CEO 2008 7
 2007 4 2011 3
 2011 4 2014 4
 2016 3
 2005
 2011 4
 2014 1
 47 1993 6
 2007 6
 2007 9 2013 11
 2013 12
 2016 12
 52
 2008 7
 2011 9
 2002
 1991 7
 2008 5

60 2001 7 2014 4
2004 1 2012 2 2011 9 2013 12
2012 3
2015 9 2014 5
50 2003 8 2014 10 2006 2
2014 4 () 2014 8 2017 12 CEO 2014
8 2016 5 2015 4
52 1986 1992
2000 2014 7 2001 2012
2012 2016 1
45 1995 2009
2000 2016 3 2017 12 2018 1 19
2018 3 14
42 2001 3 2008 4 2014 3
2014 4 2015 5 2015
6 12 2016 1 2016 6
2016 7 2015 9
41 1998 7 2004 7
2009 6 2011 9 2012 3 2014 4
2014 5 2015 12 2016 1 2016 5
2016 6 2016 10 2016 11 12
2017 1 2015 9
55 1986 2008 2010
2010 2015 2016
SBU 2011 9
52 1988 7 2003 2 2010 3
SBU 2010 4 2016 12 SBU
2016 3 2017 3 2017 3 -2018 3
2018 3
43 1995 7 1998 3
2008 1 2015 1
2016 8 2016 8

(CTO)

44 2008 1 2011 4 2015 12
2011 9

2016 1 2016 10 2016 1
2016 3

37 2012 11 2004 3 2014 6
2010 9 2013 9 2013 9
2014 6 2015 3 2017
2017 3

41 1997 9 2003 7 2014 -2017 9
EMBA 2010 2014 2014
2017 12 SBU 2018 1

SBU 2018 3
50 1985 9 1989 6 1993 9 1996 6
2006 1 2009 12

2010 1 2016 12 SBU 2017 1 -2017 12
SBU 2018 1 SBU 2018 3

47 1994 7 1996 7 2012
1 2015 12 SBU 2016 1

SBU 2017 3
45 1994 6 2003 6
2003 4 2014 12 2014 12 2016 11
(2016 8 19) 2016 12
2017 3
45 1994 7 1997 3

2018 3
 47 1988 9 1992 7 1992 9 1995 2
 2011 1 2016 12 SBU 2017
 1 2017 12 2018 3

			2002 03 28		
			2002 03 28		

			2011 04 01		
			2016 03 29		
			2015 06 30	2017 12 20	
			2015 01 16	2021 01 15	
		CEO	2011 04 01		
			2013 12 01		
			2016 08 30		
			2015 09 21		
			2015 12 15		
			2016 04 22		

			2013 09 11		
			2013 09 11		
			2013 10 15		
			2016 04 26		
			2016 03 03		
			2016 04 22		
			2015 07 01		
			2014 05 15		
			2006 09 26		
			2011 07 19		
			2010 07 25		
			2013 11 19		
			2008 05 01		
			2004 12 01	2019 05 30	
			2012 11 13	2018 11 13	
			2013 06 25	2019 06 29	
			2014 07 07	2020 07 06	
			2002 10 23		
			2015 09 29		

--	--	--	--	--	--

CEO

2014

1,721.42

			55		0	
			50		0	
			47		0	
			52		9.6	
			60		0	
			50		9.6	
			52		9.6	
			42		0	
			41		0	
			55		83.12	
			52		184.16	
	(CTO)		43		100.22	
			44		101.4	
			37		91.98	
			47		111.93	
			45		50.31	
			45		109.44	
			53		81.34	
			45		101.59	
			54		18.35	
			44		44.68	
			44		48.29	
			41		0	
			47		92.33	
			54		319.12	

			47		75.32	
			53		79.04	
					1,721.42	

1

	64
	9,878
	9,942
	9,942
	0
	0
	851
	8,221
	118
	653
	99
	9,942
	12
	570
	6,105
	3,255
	9,942

2

3

IT

2017

55

1311

20

1011

1

2

9

4

3

3

1

4

5

6

[2003]56

7

1

2

3

4

5

1



1

2

	2018 03 29	
	www.cninfo.com.cn	
		90.00%
		90.00%
	1)	1)
	2)	2)
	3)	3)
	4)	4)
	5)	5)
	6)	6)
	7)	
	8)	

	<table border="1"> <tr><td></td><td></td></tr> <tr><td></td><td>0.5%</td></tr> <tr><td></td><td>0.5%</td></tr> <tr><td></td><td></td></tr> <tr><td></td><td>0.2%</td></tr> <tr><td></td><td>< 0.5%</td></tr> <tr><td></td><td>0.2% <</td></tr> <tr><td></td><td>0.5%</td></tr> <tr><td></td><td></td></tr> <tr><td></td><td><</td></tr> <tr><td></td><td>0.2%</td></tr> <tr><td></td><td>< 0.2%</td></tr> </table>				0.5%		0.5%				0.2%		< 0.5%		0.2% <		0.5%				<		0.2%		< 0.2%	<table border="1"> <tr><td></td><td></td><td></td></tr> <tr><td></td><td>0.5%</td><td></td></tr> <tr><td></td><td>0.5%</td><td></td></tr> <tr><td></td><td>0.2% 0.2%</td><td></td></tr> <tr><td></td><td><</td><td></td></tr> <tr><td></td><td>0.5% 0.5%</td><td></td></tr> <tr><td></td><td><</td><td>(</td></tr> <tr><td></td><td>0.2%</td><td>)</td></tr> <tr><td></td><td>0.2%</td><td></td></tr> </table>					0.5%			0.5%			0.2% 0.2%			<			0.5% 0.5%			<	(0.2%)		0.2%	
	0.5%																																																				
	0.5%																																																				
	0.2%																																																				
	< 0.5%																																																				
	0.2% <																																																				
	0.5%																																																				
	<																																																				
	0.2%																																																				
	< 0.2%																																																				
	0.5%																																																				
	0.5%																																																				
	0.2% 0.2%																																																				
	<																																																				
	0.5% 0.5%																																																				
	<	(
	0.2%)																																																			
	0.2%																																																				
		0																																																			
		0																																																			
		0																																																			
		0																																																			

2017 12 31	
XYZH/2018BJA10315	2017
12 31	
	2018 03 29
	www.cninfo.com.cn

	2018 03 27
	XYZH/2018BJA1

3

	2017 12 31		
318,866.28		29.75%	1
			2
			3
	3		
	2017 12 31		
		178,446.62	1
		16.65%	2
			3
7			4
	2017 12 31		
		173,188.50	1
		16.16%	2

2.

3.

4.

5.

6.

()

()

1

2017 12 31

	1,780,637,091.58	1,747,989,666.20
	66,924,717.08	30,176,570.13
	3,188,662,845.15	2,629,646,763.07
	108,286,787.08	129,032,719.22
	4,672,763.90	
	136,022,234.12	118,791,835.89
	1,784,466,170.11	1,325,852,617.99
	517,403,555.86	430,434,309.65
	7,587,076,164.88	6,411,924,482.15

	109,334,697.32	88,043,630.36
	384,292,164.61	375,460,740.72
	628,994,884.32	536,505,063.40
		114,936,432.17

	1,774,564,439.84	1,369,543,692.42
	1,189,799,121.62	928,356,032.68
	327,197,862.17	312,013,361.19
	163,095,727.61	312,439,512.35
	2,964,537.62	3,809,498.43
	128,208,946.73	94,425,100.84
	20,000,000.00	
		200,000,000.00
	5,650,894,433.86	4,758,754,778.84
	65,000,000.00	
	3,200,000.00	
		18,120,000.00
	36,424,716.53	34,493,313.37
	8,572,485.98	9,688,250.43

	113,197,202.51	62,301,563.80
	5,764,091,636.37	

	27,313,962.22	1,054,016.55
	23,906.00	200,836,730.50
	146,638,622.36	25,842,473.25
	107,225,682.11	231,475,653.71
	587,955,849.57	901,715,736.60
	71,812,197.32	50,521,130.36

	39,500,000.00	5,000,000.00
	59,686,718.71	

		18,120,000.00
	257,855,196.23	497,958,428.01
	963,431,273.00	963,431,273.00
	2,099,501,103.23	2,098,326,126.73
	27,209,080.61	23,105,052.91
	134,681,033.03	122,793,996.81
	3,224,822,489.87	3,207,656,449.45
	3,482,677,686.10	3,705,614,877.46

3

	8,187,056,661.83	8,014,312,755.85
	8,187,056,661.83	8,014,312,755.85
	7,906,050,276.53	7,732,023,933.57

	32,375,766.83	37,146,412.18
	528,853,776.92	525,853,638.07
	722,204,101.22	593,994,039.76
	56,752,708.82	64,919,357.78
	81,077,965.44	61,559,133.22
	44,808,889.13	25,796,888.30

2.	-3,594,934.97	
	5,526,284.27	-1,254,376.23
1.	1,600,544.35	3,101,346.58
2.		
3.		
4.		
5.		

	21,002,370.16	2,891,421.18
	65,725,696.28	61,209,634.41
	-4,791,269.10	-6,224,846.81
-		
	35,720.49	
	31,107,489.25	44,520,074.34
	1,447,898.22	55,893.66
	-3,097,707.83	18,125,820.06
	35,653,095.30	26,450,147.94
	-5,387,181.71	-632,820.10
	41,040,277.01	27,082,968.04
	41,040,277.01	27,082,968.04
1.		
2.		
1.		
2.		
3.		
4.		
5.		
6.		
	41,040,277.01	27,082,968.04

5

	8,884,779,612.65	9,127,928,471.61
	20,490,067.68	13,038,737.84
	80,120,327.69	23,247,611.14
	8,985,390,008.02	9,164,214,820.59
	6,352,799,904.33	6,750,585,935.45

	499,390,092.73	429,253,404.27
	8,641,746,602.47	8,600,002,384.72
	343,643,405.55	564,212,435.87
	3,708,933.04	7,378,314.09
	37,605,591.36	28,517,779.27
	1,796,741.41	1,427,413.50
	12,140,571,782.08	4,342,366,098.00
	12,183,683,047.89	4,379,689,604.86
	91,951,711.32	215,203,535.67
	201,231,797.05	78,202,500.00

	2,003,208,017.26	2,497,582,398.36
	63,101,077.43	307,965,410.12
	-2,112,620.07	12,850,930.28
	33,441,220.43	-137,004,851.10
	1,742,931,594.71	1,879,936,445.81
	1,776,372,815.14	1,742,931,594.71

6

	466,240,539.00	744,847,808.91
	215,497,339.52	2,935,456.47
	681,737,878.52	747,783,265.38
	498,144,861.92	632,821,607.34
	20,903,568.58	23,422,834.45
	3,701,790.66	34,025,191.82
	30,166,650.25	35,627,623.88
	552,916,871.41	725,897,257.49
	128,821,007.11	21,886,007.89
	3,708,933.04	7,378,314.09
	70,516,965.38	67,073,305.53
		3,451.45
	3,410,610,993.00	2,000,009,491.00
	3,484,836,891.42	2,074,464,562.07

	110,085.00	656,080.41
	238,031,797.05	51,080,000.00
		450,364,476.03
	3,303,410,993.00	2,423,332,218.30
	3,541,552,875.05	2,925,432,774.74
	-56,715,983.63	-850,968,212.67
		560,192,640.86
	60,825,173.97	52,769,850.83
		200,000,000.00
	60,825,173.97	812,962,491.69
	226,325,173.97	53,069,850.83
	32,604,049.36	38,214,960.70
	258,929,223.33	91,284,811.53
	-198,104,049.36	721,677,680.16
	-125,999,025.88	-107,404,524.62

7

	963,431,273.00				2,220,063,163.82		65,037,690.35		23,105,052.91		1,330,021,145.69	75,519,820.98	4,677,178,146.75
	963,431,273.00				2,220,063,163.82		65,037,690.35		23,105,052.91		1,330,021,145.69	75,519,820.98	4,677,178,146.75
					8,647,119.68		1,931,349.30		4,104,027.70		273,489,040.85	-9,647,446.88	278,524,090.65

4					-10,193,344.25							-5,409,938.92	-15,603,283.17
									4,104,027.70		-29,153,240.79	-33,480,000.00	-58,529,213.09
1									4,104,027.70		-4,104,027.70		
2													
3											-25,049,213.09	-33,480,000.00	-58,529,213.09
4													
1													
2													
3													
4													
1													
2													
					4,295,280.64								4,295,280.64
	963,431,273.00				2,228,710,283.50	66,969,039.65	27,209,080.61	1,603,510,186.54	65,872,374.10	4,955,702,237.40			

	917,811,916.00				1,117,366,947.99		66,292,066.58		20,396,756.11		1,127,451,316.70	51,189,771.07	3,300,508,774.45	
	917,811,916.00				1,117,366,947.99		66,292,066.58		20,396,756.11		1,127,451,316.70	51,189,771.07	3,300,508,774.45	
	45,619,357.00				1,102,696,215.83		-1,254,376.23		2,708,296.80		202,569,828.99	24,330,049.91	1,376,669,372.30	
							-1,254,376.23				241,990,602.43	13,135,094.79	253,871,320.99	
	45,619,357.00				1,104,299,255.29									

4					4,117,303.90								4,117,303.90
									2,708,296.80		-39,420,773.44	-17,280,000.00	-53,992,476.64
1									2,708,296.80		-2,708,296.80		
2													

8

	963,431,273.00				2,098,326,126.73				23,105,052.91	122,793,996.81	3,207,656,449.45	
	963,431,273.00				2,098,326,126.73				23,105,052.91	122,793,996.81	3,207,656,449.45	
					1,174,976.50				4,104,027.70	11,887,036.22	17,166,040.42	
										41,040,277.01	41,040,277.01	
					1,120,707.14						1,120,707.14	

	917,811,916.00				1,006,044,042.32				20,396,756.11	135,131,802.21	2,079,384,516.64
	917,811,916.00				1,006,044,042.32				20,396,756.11	135,131,802.21	2,079,384,516.64
	45,619,357.00				1,092,282,084.41				2,708,296.80	-12,337,805.40	1,128,271,932.81
										27,082,968.04	27,082,968.04
	45,619,357.00				1,092,250,199.54						1,137,869,556.54
1	45,619,357.00				1,091,591,775.68						1,137,211,132.68
2											
3					658,423.86						658,423.86
4											
									2,708,296.80	-39,420,773.44	-36,712,476.64
1									2,708,296.80	-2,708,296.80	
2										-36,712,476.64	-36,712,476.64

3												
1												

1.

1993 72

1993 174

1993 100

7,438.88

1994 4 8

1994 7

32,412,428

43.57%

	3,241.24	43.57%
	2,197.64	29.54%
	2,000.00	26.89%
	200.00	2.69%

3	2002						
2002	8						
			1,983.37		24.24%		
4	2004						
2004	8					608.37	
		7.44%					
5	2004						
2004	11	9					
6	2006						
2006	4	12				1,375	
			400			400	
400			175				
7	2006						
2006	5	26	2006			2005	12
2,200		10	4				31
						9,062.77	
8	2010						
2010	2	8					2013
12	30		1,989.71		21.95%		
9	2013						
		2013					
<							>
							<
>							[2013]1578

	319,399,894	1		21,186,440
		340,586,334		
			319,399,894	9.44 /
	319,399,894			
2013 12 17			2013 12 17	
2013 12 23				
	2013 12 30			
2014 2 26		431,214,014		XYZH/2012A1055-8
	45.17%			
2014 2 26			2014 2 26	
10 2014				
		2014		
		2014	2014	
	100%			
		[2014]1258		
			6,073,988	5,540,462
4,432,369	3,078,033		820,809	287,283
287,283			10,856,269	

23,092,959

24.95 / 2016 11 22

23,092,959.00

940,904,875.00

XYZH/2016BJA10717

[2016]2517

22,526,398

575,999,996.86

25.57 / 2016 12 2

575,999,996.86

15,000,000.00

560,999,996.86

560,999,996.86

755906962410505

22,526,398.00

538,473,598.86

963,431,273.00

XYZH/2016BJA10718

(2016) 256

3.

8

2 11B1

91440300726198124D

30

1

2

1

2

1 1 12 31

3

1 1 12 31

4

5

6

7

8

3

9

1

2

3

()

2

1

2

3

1

2

11**1**

	500

2

I	100 180 720
II	II

1

i. I

60

180

720

100

II

ii. II

	0%
1-90	5%
91-180	10%

181-270	20%
271-360	50%
361	100%

iii.

3

12

13

20%

20%

50%

14

1

2

--	--	--	--	--

16

1

3

17

1

2

1

2

3

4

5

18

1

2

3

4

5

19

1

2

3

4

5

6

7

20

1 (1)

21

1

2

3

22

23

24

1

2

3

4

25

1

(1)

”

2

26

/

()

27

28

1

1

2

3

1

2

2

1

2

3

29

1

/

2

3

4

30

1

2017 5 10 16 [2017]15 2017 6 12 2017 1 1 2017 1 1	2017 8 29	55,130,913.32
2017 30	2018 3 27	318,132,373.09 0 255,125,697.22 0.00
2017 6 12	[2017]15	16
2017 12 25		2017 30

30

16 -

16 -

2

1

	()	17% 11% 6% 3%
		7%
		3%
		2%
		10% 15% 16.5% 20% 25%

DIGITAL CHINA SOFTWARE (BVI) LTD.

DIGITAL CHINA SOFTWARE (BVI) LTD.

DIGITAL CHINA FINANCIAL SERVICE HOLDING LIMITED

16.5%

	15%
	15%
	15%

	15%
DIGITAL CHINA ADVANCED SYSTEMS LIMITED	
	15%
	15%
	15%
	10%
	20%
	20%
	15%
	15%

25%

2

1

	2009	6			2012	5
	, 2015	11				
		15%		2017		15%
					2015	11
						15%
	2017		15%			
					2008	9
2011	9		2014	6	2017	11
						15%
	2017	15%				
			DIGITAL CHINA SOFTWARE (BVI) LIMITED		DIGITAL CHINA	
FINANCIAL SERVICE HOLDING LIMITED				2014	10	2017
	10					
	15%		2017		15%	

ADVANCED SYSTEMS LIMITED		DIGITAL CHINA SOFTWARE (BVI) LTD.		DIGITAL CHINA	
				2008 12	2011
9		2014 10		2017 10	
				15%	
	2017	15%			
			2010 9		, 2013 11
2016 12					
	15%		2017		15%
			2013 11		2016 12
					15%
	2017		15%		
			2015 11		
			15%		
	No.JSZR 2016-I-23		2016 -2017		2012
27	2016 49				10%
	2017		10%		
					(2015 34)
			20 (20)		2016 1 1 2017 12
31	50%	20%	2017		20%
					(
	2017 43)			50 (50)	
2017 1 1	2019 12 31	50%	20%		2017
	20%				
			2017 8		
			15%		
2017		15%			2017 12
					15%
	2017		15%		

2

[2011]4

2011

17%

3%

1

	6,421.89	27,172.79
	1,776,366,393.25	1,742,904,421.92
	4,264,276.44	5,058,071.49
	1,780,637,091.58	1,747,989,666.20
	35,361,027.16	48,929,729.34

2

1

	66,924,717.08	30,176,570.13
	66,924,717.08	30,176,570.13

2

--	--	--

	3,076,490.40	
	3,076,490.40	

3**1**

		%		%

A	13,684,926.60	13,684,926.60	100.00
B	5,483,999.99	5,483,999.99	100.00
C	4,800,000.00	4,800,000.00	100.00
D	3,962,977.35	3,962,977.35	100.00
E	3,660,880.00	3,660,880.00	100.00
	19,052,173.30	19,052,173.30	100.00
	50,644,957.24	50,644,957.24	100.00

			%
F	8,000,000.00	8,000,000.00	100.00
G	6,286,000.00	6,286,000.00	100.00
H	3,098,735.99	3,098,735.99	100.00
I	2,780,000.00	2,780,000.00	100.00
J	2,397,330.00	2,397,330.00	100.00
	21,000,857.79	21,000,857.79	100.00
	43,562,923.78	43,562,923.78	100.00

2

II

		%			%	
	2,671,217,476.57	0.00		2,118,857,438.81	0.00	
1-90	232,830,647.06	5.00	11,641,532.84	277,689,965.16	5.00	13,884,498.47
91-180	157,850,467.74	10.00	15,785,046.91	139,508,645.09	10.00	13,950,864.60
181-270	122,679,569.31	20.00	24,535,913.84	104,265,900.81	20.00	20,853,180.16
271-360	70,365,370.27	50.00	35,182,685.46	50,394,526.94	50.00	25,197,263.76
361	135,530,895.06	100.00	135,530,895.06	126,559,370.06	100.00	126,559,370.06
	3,390,474,426.01		222,676,074.11	2,817,275,846.87		200,445,177.05

3

--	--

			%
	20,864,493.25		

			%
	12,816,093.25		

2

34,651,902.81

446,339.88

4,892,632.41

3

809,490,247.13

23.38%

3,688,472.52

4

	4,892,632.41

5

2017 12

7,868,097.73

2017

77,272,261.00

4

1

--	--	--

1	100,749,818.19	93.04%	125,541,237.92	97.29%
1 2	7,428,988.56	6.86%	3,377,889.00	2.62%
2 3	4,591.75	0.00%	113,592.30	0.09%
3	103,388.58	0.10%		
	108,286,787.08	--	129,032,719.22	--

2

81,751,537.61

75.50%

5

()		
	4,672,763.90	
	4,672,763.90	

6

1

		%		%
	38,876,998.00	22.23	38,876,998.00	100.00
	135,562,128.22	77.51		135,562,128.22
	460,105.90	0.26		460,105.90
	136,022,234.12	77.77		136,022,234.12

	174,899,232.12	100.00	38,876,998.00	22.23	136,022,234.12
--	----------------	--------	---------------	-------	----------------

		%		%	
	38,876,998.00	24.66	38,876,998.00	100.00	
	118,331,729.99	75.05			118,331,729.99

3

		38,876,998.00	3	22.23%	38,876,998.00
		8,021,667.42	1	4.59%	
		6,096,566.10	1 1-2	3.49%	
		5,688,000.00	2-3 3	3.25%	
		3,087,412.94	1-2	1.77%	
	--	61,770,644.46	--	35.33%	38,876,998.00

7

1

	832,314,765.52		832,314,765.52	679,560,054.42		679,560,054.42
	881,845,873.52	57,946,486.18	823,899,387.34	487,407,172.69	18,746,061.86	468,661,110.83
	128,252,017.25		128,252,017.25	177,631,452.74		177,631,452.74
	1,842,412,656.29	57,946,486.18	1,784,466,170.11	1,344,598,679.85	18,746,061.86	1,325,852,617.99

4

2

	18,746,061.86	46,426,062.63		7,225,638.31	57,946,486.18
	18,746,061.86	46,426,062.63		7,225,638.31	57,946,486.18

8

	495,000,000.00	370,000,000.00
	20,200,824.76	41,597,322.72
-	2,202,731.10	1,274,807.89
		17,006,983.79
		555,195.25
	517,403,555.86	430,434,309.65

1	91	5,000	2017 10 26	2018
1 25				
2		2017009 10,000	2017 11 10	2018
2 8				
3	35	1,000	2017 12 13	2018 1 17
4	91	5,000	2017 12 27	2018
3 28				
5	91	10,000	2017 12 12	2018
3 13				
6	13W	5,000	2017 12 14	2018 3
15				
7	2	10,500	2017 12 29	
2018 1 3				
8		3,000	2017 12 29	

9

1

	109,334,697.32		109,334,697.32	88,043,630.36		88,043,630.36
	109,334,697.32		109,334,697.32	88,043,630.36		88,043,630.36
	109,334,697.32		109,334,697.32	88,043,630.36		88,043,630.36

2

	25,521,130.36		3,708,933.04	21,812,197.32					18.52%	1,867,484.51
	37,522,500.00			37,522,500.00					25.00%	
	25,000,000.00	25,000,000.00		50,000,000.00					23.70%	
	88,043,630.36	25,000,000.00	3,708,933.04	109,334,697.32					--	1,867,484.51

10

	15,472,282.06			-4,692,776.64		54,269.36				10,833,774.78
	15,472,282.06			-4,692,776.64		54,269.36				10,833,774.78
	4,405,981.19			4,504,834.82			3,577,000.00			5,333,816.01
	2,290,592.80			203,121.02						2,493,713.82

	353,291,884.67			10,863,611.03	-1,994,390.62	4,241,011.28	4,672,763.90			361,729,352.46	
		4,000,000.00		-98,492.46						3,901,507.54	
	359,988,458.66	4,000,000.00	0.00	15,473,074.41							

1		16,173,587.16	767,370.92	16,437,987.61	33,378,945.69
4.	16,157,334.82	70,438,458.14	3,864,749.70	109,158,602.23	199,619,144.89
1.					
2.					
1					
3.					
1					
4.					
1.	428,211,526.23	143,281,477.42	1,059,094.71	56,442,785.96	628,994,884.32
2.	438,247,698.36	39,900,008.18	1,920,094.42	56,437,262.44	536,505,063.40

12

2016	GSM			114,936,432.17	114,936,432.17
				114,936,432.17	114,936,432.17

13

--	--	--

3.					
4.	154,648,017.58	9,520,403.73	700,000.00	30,642,364.41	195,510,785.72
1.	21,960,071.81	4,253,164.68	315,000.21	484,677.13	27,012,913.83
2.	26,704,735.07	1,158,478.69	37,916.46		

15

	193,671,128.85			193,671,128.85

2

543,692.42
543,692.42

23

1

	307,718,820.02	1,344,387,918.08	1,329,536,093.30	322,570,644.80
-	4,294,541.17	135,607,492.96	135,274,816.76	4,627,217.37
		6,809,286.43	6,809,286.43	
	312,013,361.19	1,486,804,697.47	1,471,620,196.49	327,197,862.17

2

1	263,045,671.16	1,160,636,652.06	1,124,247,569.12	299,434,754.10
2	2,311,200.00	35,131,491.92	37,442,691.92	
3	2,422,681.27	68,022,107.77	67,877,652.34	2,567,136.70
	2,196,542.87	60,840,394.26	60,709,234.38	2,327,702.75
	51,131.55	2,284,500.52	2,282,057.69	53,574.38
	175,006.85	4,897,212.99	4,886,360.27	185,859.57
4	23,669.76	72,280,282.52	72,247,573.28	56,379.00
5	39,915,597.83	8,317,383.81	27,720,606.64	20,512,375.00
	307,718,820.02	1,344,387,918.08	1,329,536,093.30	322,570,644.80

3

1	4,121,055.64	129,670,023.77	129,349,449.26	4,441,630.15
2	173,485.53	4,858,973.21	4,846,871.52	185,587.22
3		1,078,495.98	1,078,495.98	
	4,294,541.17	135,607,492.96	135,274,816.76	4,627,217.37

24

--	--	--

	7,765,820.46	10,882,171.74
	128,208,946.73	94,425,100.84

2 1

-	2,730,394.02	
	2,730,394.02	--

27

	20,000,000.00	
	20,000,000.00	

28

		200,000,000.00
		200,000,000.00

16 SCP001	100.00	2016-8-31	270	200,000,000.00	200,000,000.00	0.00	2,809,159.81		200,000,000.00	0.00

29

	65,000,000.00	
	65,000,000.00	

30

	3,200,000.00	

1,280 320 3,300 1,600

2016 -2020

30

31

		18,120,000.00	
		18,120,000.00	--

2016 900 2001 8 13

2017 2500 2001 8 13

2017 11 7

1,500

312 2017 11 29 1,500

32

	34,493,313.37	20,271,434.10	18,340,030.94	36,424,716.53	
	34,493,313.37	20,271,434.10	18,340,030.94	36,424,716.53	--

						/
	11,027,698.48		490,000.00		10,537,698.48	

						/
Deeplan		6,230,000.00	73,571.39		6,156,428.61	
Deeplan		1,770,000.00	696,575.56		1,073,424.44	
	6,600,000.00		1,544,365.81		5,055,634.19	
	5,104,813.54		510,147.27		4,594,666.27	
		3,960,000.00			3,960,000.00	
IDE	653,653.36		193,146.65		460,506.71	
	460,000.00				460,000.00	
	335,000.00	190,000.00	109,233.00		415,767.00	
		410,000.00			410,000.00	
	800,014.14	1,900,000.00	2,290,174.49		409,839.65	
	400,000.00				400,000.00	
		400,000.00			400,000.00	
	2,972,465.37		2,602,062.85		370,402.52	
	414,282.28		96,234.00		318,048.28	
	700,000.00		420,978.88		279,021.12	
		500,000.00	253,799.00		246,201.00	
	241,000.00		15,000.00		226,000.00	
	200,000.00				200,000.00	

						/
		1,500,000.00	1,338,913.56		161,086.44	
	377,594.39		256,239.62		121,354.77	
		431,434.10	337,080.00		94,354.10	
	57,390.74		10,000.00		47,390.74	
2016 (2,000,000.00		1,973,107.79		26,892.21	
SAAS -	523,417.31		523,417.31			

36

	23,105,052.91	4,104,027.70		27,209,080.61
	23,105,052.91	4,104,027.70		27,209,080.61

37

		1,330,021,145.69	1,127,451,316.70
		1,330,021,145.69	1,127,451,316.70
		302,642,281.64	241,990,602.43
		4,104,027.70	2,708,296.80
		25,049,213.09	36,712,476.64
		1,603,510,186.54	1,330,021,145.69

- 1) 0.00
- 2) 0.00
- 3) 0.00
- 4) 0.00
- 5) 0.00

38

	8,186,506,017.68	6,484,785,957.30	8,014,312,755.85	6,448,551,352.56
	550,644.15			
	8,187,056,661.83	6,484,785,957.30	8,014,312,755.85	6,448,551,352.56

39

	13,784,262.69	18,408,219.45
	6,184,776.94	7,955,962.68
	2,921,715.41	1,142,810.84
	109,770.97	57,272.99
	5,232,246.53	4,288,193.33
	4,123,184.55	5,291,058.40
	19,809.74	2,894.49
	32,375,766.83	37,146,412.18

40

	254,571,731.09	250,454,040.64
	81,717,302.38	75,524,652.16
	45,789,254.10	41,460,015.64
	34,936,288.04	37,774,409.08
	22,453,563.19	21,653,329.92
	17,441,809.20	17,217,002.45
	16,981,527.15	15,874,209.03
	13,120,163.64	27,735,631.74
	10,459,398.82	12,807,754.65
	10,066,725.84	9,249,020.55
	2,458,751.31	2,289,290.43

41

	312,359,006.93	264,326,216.58
	231,162,988.42	154,432,982.08
	29,781,627.78	16,323,316.96
	29,194,797.04	15,070,924.64
	23,593,020.10	21,530,576.26
	20,862,772.31	21,449,614.13
	19,015,354.13	19,826,296.53
	17,738,033.50	9,406,940.63
	17,263,126.66	14,955,074.15
	1,914,580.56	9,769,843.60
	19,318,793.79	46,902,254.20
	722,204,101.22	593,994,039.76

42

	83,259,578.88	56,720,419.22
	12,966,759.12	7,064,391.65
	18,841,405.54	-9,093,861.17
	4,651,601.16	5,484,325.94
	649,693.44	685,143.10
	56,752,708.82	64,919,357.78

	46,426,062.63	8,199,115.61
	81,077,965.44	61,559,133.22

44

	10,780,297.77	4,849,990.25
	1,867,484.51	3,929,485.67
	32,161,106.85	17,017,412.38
	44,808,889.13	25,796,888.30

45

	20,490,067.68	
	6,681,066.00	
	2,602,062.85	
	2,500,000.00	
	2,290,174.49	
	2,000,000.00	
2016	(1,973,107.79	
	1,544,365.81	
	1,372,471.10	
	1,338,913.56	
2017	1,050,000.00	
2017	950,000.00	
2016	946,000.00	
	900,000.00	
	800,000.00	

Deeplan	696,575.56	
Deeplan	73,571.39	
2012	591,209.73	
- SAAS	523,417.31	
	510,147.27	
" "+	500,000.00	
2017	500,000.00	
	490,000.00	
	420,978.88	
	400,000.00	
	337,080.00	
	300,000.00	
	295,500.00	
	256,239.62	
	253,799.00	
2014	227,122.26	
	203,400.00	
IDE	193,146.65	
	180,000.00	
	120,000.00	
	109,233.00	
	96,234.00	
	83,000.00	
	63,000.00	

2016	59,100.00	
2016	50,000.00	
	41,251.77	
2017	30,000.00	
(2015)	24,000.00	
	17,700.00	
	15,000.00	
	13,700.00	
	10,000.00	
	8,277.60	
	55,130,913.32	

46

1

	76,210.55	753,535.91	76,210.55
	5,981.03	37,885,928.67	5,981.03
	2,725,135.43	3,695,229.93	2,725,135.43
	2,807,327.01	42,334,694.51	2,807,327.01

2

			/
	2,354.49		
	3,626.54		
		13,038,737.84	

			/
		4,298,213.23	
		3,400,000.00	
		3,272,956.81	
- SAAS		2,025,209.72	
		1,975,413.63	
		1,386,577.28	
IDE		1,223,595.11	
		1,086,494.02	
		1,000,000.00	
2016		800,000.00	
2012		624,719.08	
2016		510,000.00	
		459,677.65	
()		404,153.35	
2014		334,936.09	
EID		310,071.03	
		285,000.00	
		230,000.00	
+		200,000.00	
		200,000.00	
		161,843.08	
		120,000.00	
		108,748.23	
		100,000.00	

/

2

	382,499,760.62
/	95,624,940.16
	-48,970,045.28
	89,250.85
	-843,796.93
	17,002,584.30
	-1,134,106.74
	6,766,300.22
	-4,167,739.05
	64,367,387.53

49

7 (35)

50

1

	32,838,518.13	12,436,545.48
	12,966,759.12	7,064,391.65
	34,315,050.44	3,746,674.01
	80,120,327.69	23,247,611.14

2

	127,489,515.42	116,096,964.61

	104,980,705.33	61,502,786.76
	70,613,570.96	63,241,045.43
	46,916,562.15	48,684,973.67
	42,299,459.13	39,531,405.23
	24,687,801.32	21,925,732.62
	18,674,246.59	14,701,609.81
	16,981,527.15	

6

		4,795,571.49
	1,542,378.90	764,179.41
	1,542,378.90	5,559,750.90

51

1

1	--	--
	318,132,373.09	255,125,697.22
	81,077,965.44	61,559,133.22
	61,807,948.59	33,210,829.77
	28,296,726.60	13,153,628.03
	9,695,917.60	2,463,074.53
	1,718,086.22	2,929,856.23
	83,259,578.88	56,720,419.22
	-44,808,889.13	-25,796,888.30
	-17,732,474.95	-7,076,709.16
	-1,115,764.45	-1,054,344.37
	-497,813,976.44	-145,402,578.65
	-583,530,871.85	-559,116,925.64
	904,656,785.95	877,497,243.77
	343,643,405.55	564,212,435.87
2	--	--
3	--	--

	1,776,372,815.14	1,742,931,594.71
	1,742,931,594.71	1,879,936,445.81
	33,441,220.43	-137,004,851.10

2

	1,776,372,815.14	1,742,931,594.71
	6,421.89	27,172.79
	1,776,366,393.25	1,742,904,421.92
	1,776,372,815.14	1,742,931,594.71

52

	4,264,276.44	
	4,264,276.44	--

53

1

	5,169,906.07	6.55000	33,862,884.76
	1,765.57	7.80000	13,771.45
	2,387,137.37	0.84516	2,017,513.02
	2,354,997.90	6.55000	15,425,236.24
	18,272.30	0.84516	15,443.02

	15,784.54	6.55000	103,388.74
	22,487,162.44	6.55000	147,290,913.98
	3,563,502.77	0.84516	3,011,730.00
	21,909.42	6.55000	143,506.70
	345,102.67	0.84516	291,666.97
	50,591.31	6.55000	331,373.08
	366,857.60	0.84516	310,053.37
	22,504,377.98	6.55000	147,403,675.77
	150,000,000.00	0.84516	126,774,000.00

2016


66.67%

100%

1**1**

				100.00%	0.00%

				100.00%	0.00%	
				0.00%	100.00%	
				0.00%	100.00%	
				0.00%	100.00%	
				10.44%	89.56%	
				0.00%	100.00%	
				0.00%	100.00%	
2				0.00%	46.00%	
2				0.00%	46.00%	
DIGITAL CHINA SOFTWARE (BVI) LIMITED	BVI	BVI		0.00%	100.00%	
				0.00%	100.00%	
DIGITAL CHINA ADVANCED SYSTEMS LIMITED				0.00%	100.00%	
DIGITAL CHINA FINANCIAL SERVICE HOLDING LIMITED				0.00%	100.00%	
				0.00%	100.00%	
				0.00%	80.00%	
1				0.00%	40.81%	
				99.90%	0.00%	
				0.00%	99.90%	
				0.00%	65.00%	



2

	54.00%	21,561,418.76	33,480,000.00	36,817,112.72

3

2

1

					17.65%	

2

	/	/
	1,050,686,636.39	978,316,002.54
	927,994,871.31	803,891,331.28
	1,978,681,507.70	1,782,207,333.82
	738,288,955.95	602,326,190.39
	3,619,667.32	2,831,395.94
	741,908,623.27	605,157,586.33
	14,933,573.29	8,944,367.68
	1,221,839,311.14	1,168,105,379.81

3

	/	/
	--	--
	10,833,774.78	15,472,282.06
	--	--
--	-4,692,776.64	-6,224,846.81
--	-4,692,776.64	-6,224,846.81
	--	--
	11,729,037.37	6,696,573.99
	--	--
--	4,609,463.38	3,756,838.25
--	4,609,463.38	3,756,838.25

1

2

1

2017 12 31

	49,391,509.74	295,169,469.53	61,426,219.82
			40,631,496.15

	2,032,956.04	130,387,450.34	2,313,460.36	247,392,833.55
	13,771.45		12,888.59	

2

2017

12 31

153,181.96

2016

12 31

115,390.22

3

2017 12 31

.2

/

4

2017 12 31

	1,446,819,592.26		1,446,819,592.26
	598,244,206.01		598,244,206.01
	1,774,564,439.84		1,774,564,439.84
	2,964,537.62		2,964,537.62
	128,208,946.73		128,208,946.73
	20,000,000.00		20,000,000.00
		65,000,000.00	65,000,000.00
		3,200,000.00	3,200,000.00

5

1

		1,615.60	1,615.60	842.16	842.16
	5%	1.32	279.83	-0.08	293.77
		1,616.92	1,895.43	842.08	1,135.93
		-1,615.60	-1,615.60	-842.16	-842.16
	5%	-1.32	-279.83	0.08	-293.77
		-1,616.92	-1,895.43	-842.08	-1,135.93

2

1%	-1,531.82	-1,531.82	-1,153.90	-1,153.90
1%	1,531.82	1,531.82	1,153.90	1,153.90

1

			20,000	40.43%	40.43%
--	--	--	--------	--------	--------

DIGITAL CHINA HOLDINGS LIMITED

2

1 (1)

3

2 (1)

4

DIGITAL CHINA ADVANCED SYSTEMS LIMITED	
DIGITAL CHINA HOLDINGS LTD	
DIGITAL CHINA HOLDINGS LTD BERMUDA	
INSTANT TECHNOLOGY SUPPLY CHAIN HONG KONG LIMITED	
INSTANT TECHNOLOGY SYPPLY CHAIN	
DIGITAL CHINA (HK) LIMITED	

		92,415.09			
		3,603.06			
					13,465.25
					1,364,501.71
					401,709.40
		6,890,566.04	150,000,000.00		8,084,042.75
		6,438,875.00			6,364,244.73
		713,207.55			
		150,000.00			
		80,188.68			
		253,228.93			256,818.67
		1,915,123.54			467,132.78
		1,601,025.99			195,000.00

/

	/	21,119,806.60	
		7,465,811.97	
		3,000,000.00	1,393,200.00
		1,703,641.51	
		686,981.13	445,248.49
		150,849.06	351,981.13
		23,149.06	
		1,068.38	20,299.15
			13,792,764.96

2

	5,000,000.00	2016	09	30	2017	04	14	
	10,000,000.00	2016	11	04	2017	11	03	
	1,700,000.00	2016	09	06	2017	09	06	
	3,000,000.00	2016	12	22	2017	12	22	
	5,000,000.00	2016	08	25	2017			

		419,555.86	
		330,188.68	
DIGITAL CHINA HOLDINGS LTD BERMUDA		295,189.39	685,083.00
DIGITAL CHINA (HK) LIMITED		219,056.73	437,091.00
		109,343.09	
		65,730.60	
INSTANT TECHNOLOGY SUPPLY CHAIN HONG KONG LIMITED		61,773.58	202,908.41
		122,679.49	16,284,457.06
		7,493.50	14,802.69
		6,205.26	3,964.71
		1,017.51	11,963.04
			8,278.34
		4,719,748.20	4,363,700.40
		4,185,840.61	3,919,342.29
		3,732,273.93	
		2,725,665.64	2,686,307.74
			5,000.00
		41,286,203.19	33,452,003.35

6

1

		8,735,000.00			
		7,210,000.00		8,921,500.00	
		3,975,000.00		2,385,000.00	
		784,593.25		1,509,593.25	

		159,900.00			
	(12,088,275.91		706,667.00	
		1,221,870.00			
		460,105.90		460,105.90	
		4,672,763.90			

2

		6,681,444.31	68,010.00
		6,256,809.90	
		2,414,000.00	
		1,379,061.47	
		1,139,476.76	
		951,308.25	
		847,787.00	
		691,653.61	8,937,922.62
		438,643.82	
		312,379.38	
	DIGITAL CHINA (HK) LIMITED	133,864.48	4,103.70
	DIGITAL CHINA HOLDINGS LTD	16,795.78	52,529.58
	Instant Technology Supply Chain Hong Kong Limited	8,100.55	8,839.48
		469.00	
			1,600,000.00
			536,236.74
			133,530.00
			25,000.00
		25,301,813.91	8,096,078.32
		14,729,485.00	
		89,000.00	

	()	73,000.00	
			275,000.00
			64,244.00
		200,000.00	
			86,214.53

1

	15,147,583.88
	0.00
	0.00

2017

2,550,041.00

6.77 /

1

1 2017 12 31 (T)

T+1	2018	10,193,242.24
T+2	2019	7,823,433.54
T+3	2020	4,264,290.50
T+3		2,459,620.84

2 2017 12 31 (T)

2017 7 14

2,349,465.23

204,301.00

551,648.00

3,105,414.23

2

1

	30,829,800.74
--	---------------

2

1 2018 2 23

2018

8,750

35%

80%

45%

2 2018 3 27

1 2017

2017

10

0.32

2 2018

151

1

7

3

140

3 2018

24.2

1

5.2

9

6

3

4

20,000

30,000

100

5

3.

1

2017 12 31

1**1**

		%		%	

2

18,062,395.77

0.00

3

51,280,922.89

69.23%

15,097,357.11

2**1**

		%		

	200,000,000.00	99.58			200,000,000.00
	200,836,730.50	100.00			200,836,730.50
	200,836,730.50	100.00			200,836,730.50

2

	23,906.00	836,730.50
		200,000,000.00
	23,906.00	200,836,730.50

3

	2,787,462,660.58					

--	--	--	--	--

	65,725,696.28	61,209,634.41
--	---------------	---------------

1

	-1,718,086.22	
	34,638,549.07	
	9,767,753.57	
	3,265,678.06	
	4,430,037.65	
	3,040,449.53	
	38,483,407.30	--

1

1

2

		/	/
	6.38%	0.3141	0.3141
	5.57%	0.2742	0.2742

2018 3 27